

QUANTAPANEL®

QP605-DH INSULATING GLASS SYSTEM

DOUBLE HUNG

FULL ASSEMBLY

NOTES:

DATE

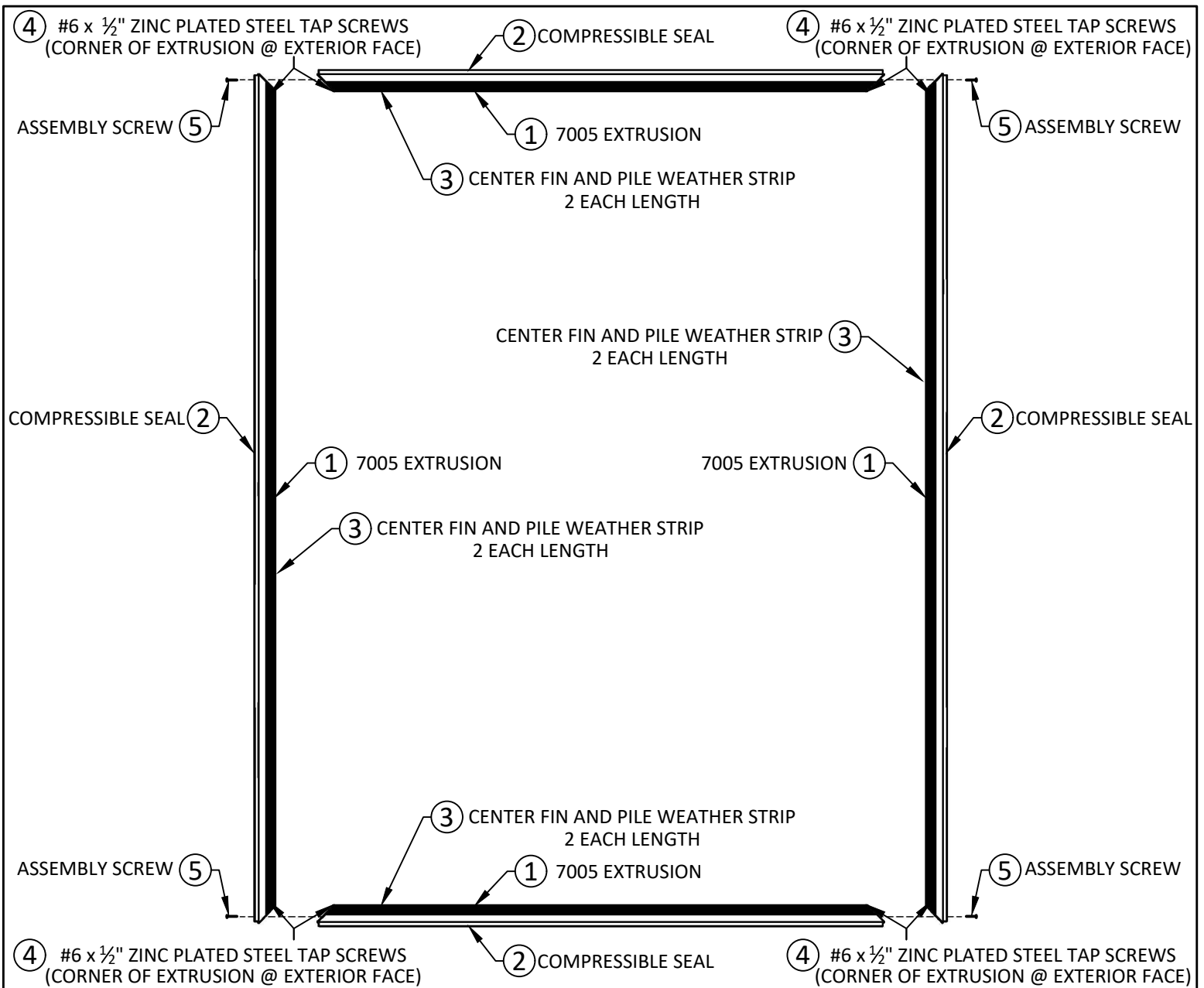
08/01/2020

SCALE

1:16

DRAWN BY

R.A.S.



DOUBLE HUNG WINDOW FRAME ASSEMBLY

ITEM No.	ITEM	QUANTITY
1	ALUMINUM FRAME EXTRUSION 7005 (AH70361)	4
2	COMPRESSIBLE SEAL	4
3	0.22" H PILE WEATHER STRIP WITH CENTER FIN	8
4	#6 x 1/2" ZINC PLATED STEEL TAP SCREWS	8
5	1" STAINLESS STEEL PILOT POINT ASSEMBLY SCREWS	4

QUANTAPANEL®

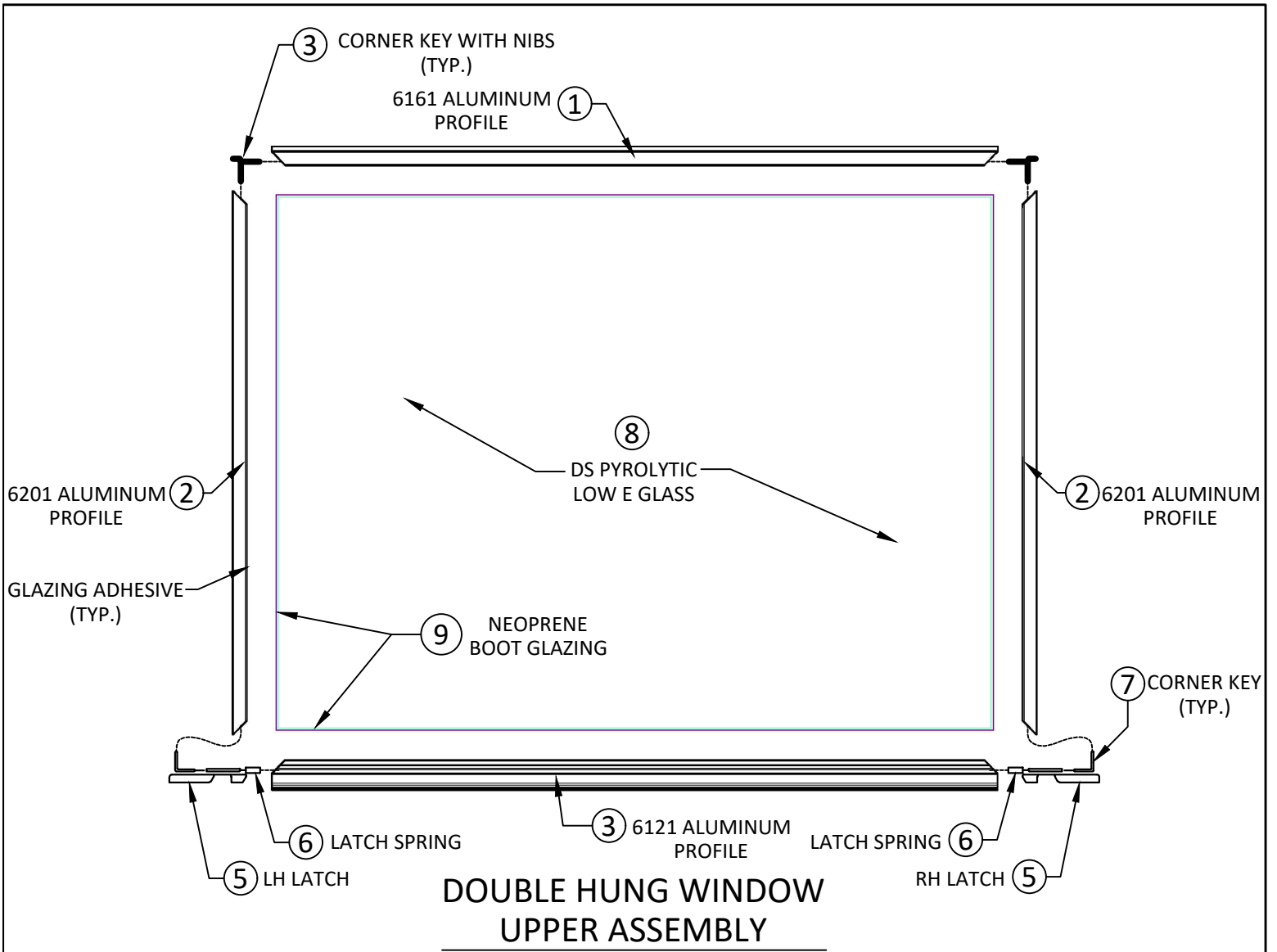
QP605-DH INSULATING GLASS SYSTEM
DOUBLE HUNG
FRAME ASSEMBLY

NOTES:

DATE
08/01/2020

SCALE
1" = 10'

DRAWN BY
R.A.S.



ITEM No.	ITEM	QUANTITY
1	ALUMINUM SASH EXTRUSION 6161 (AS66474)	1
2	ALUMINUM SASH EXTRUSION 6201 (AS65795)	2
3	ALUMINUM SASH EXTRUSION 6121 (AS66489)	1
4	CORNER KEY WITH NIBS	2
5	LATCHES (1 RIGHT HAND, 1 LEFT HAND)	2
6	LATCH SPRINGS	2
7	CORNER KEY	2
8	DS PYROLYTIC LOW E GLASS	1
9	NEOPRENE BOOT GLAZING	1

QUANTAPANEL®

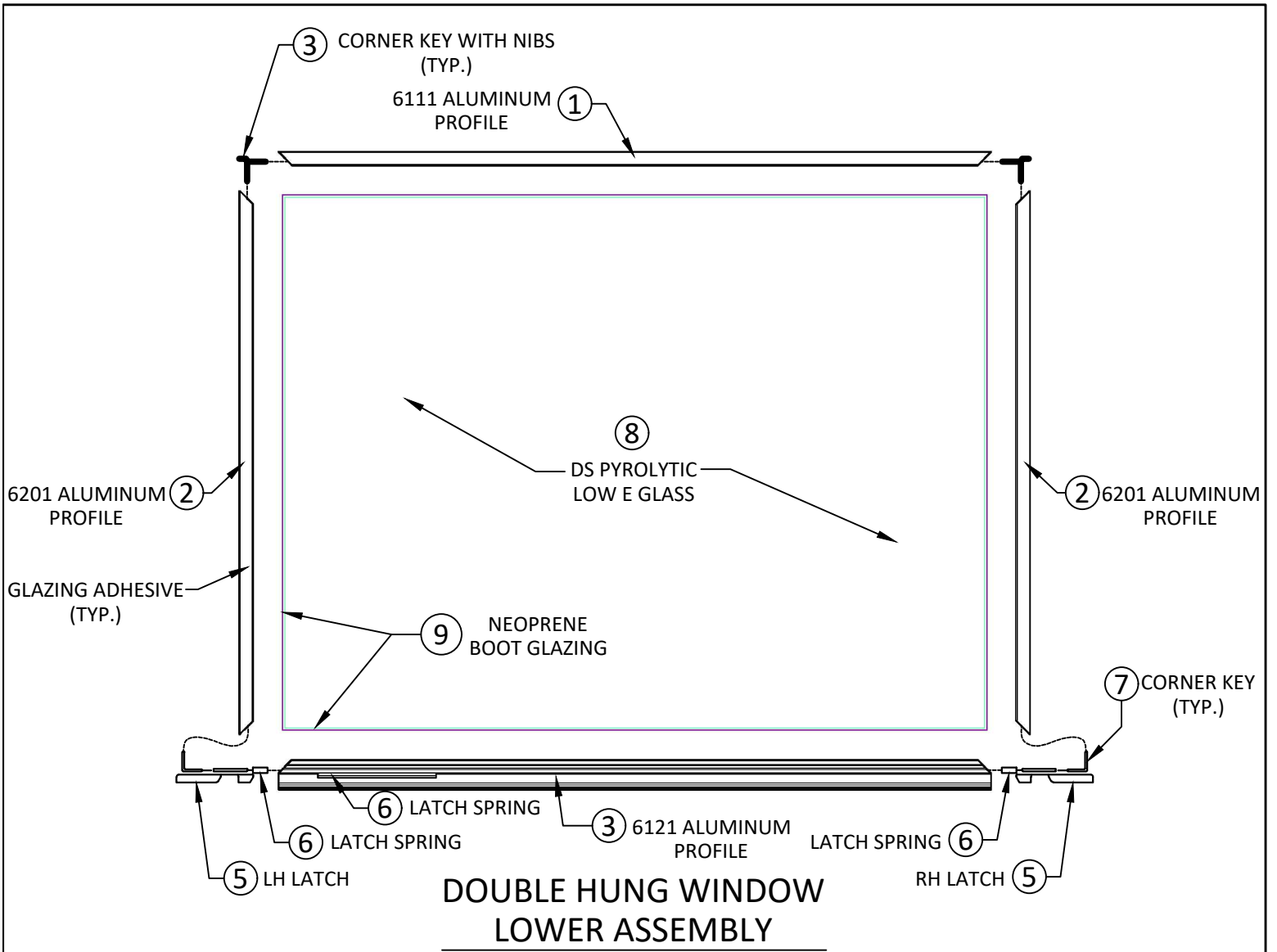
QP-605DH INSULATING GLASS SYSTEM
DOUBLE HUNG
UPPER ASSEMBLY

NOTES:

DATE
08/01/2020

SCALE
1:8

DRAWN BY
R.A.S.



ITEM No.	ITEM	QUANTITY
1	ALUMINUM SASH EXTRUSION 6111 (AS66488)	1
2	ALUMINUM SASH EXTRUSION 6201 (AS65795)	2
3	ALUMINUM SASH EXTRUSION 6121 (AS66489)	1
4	CORNER KEY WITH NIBS	2
5	LATCHES (1 RIGHT HAND, 1 LEFT HAND)	2
6	LATCH SPRINGS	2
7	CORNER KEY	2
8	DS PYROLYTIC LOW E GLASS	1
9	NEOPRENE BOOT GLAZING	1

QUANTAPANEL®

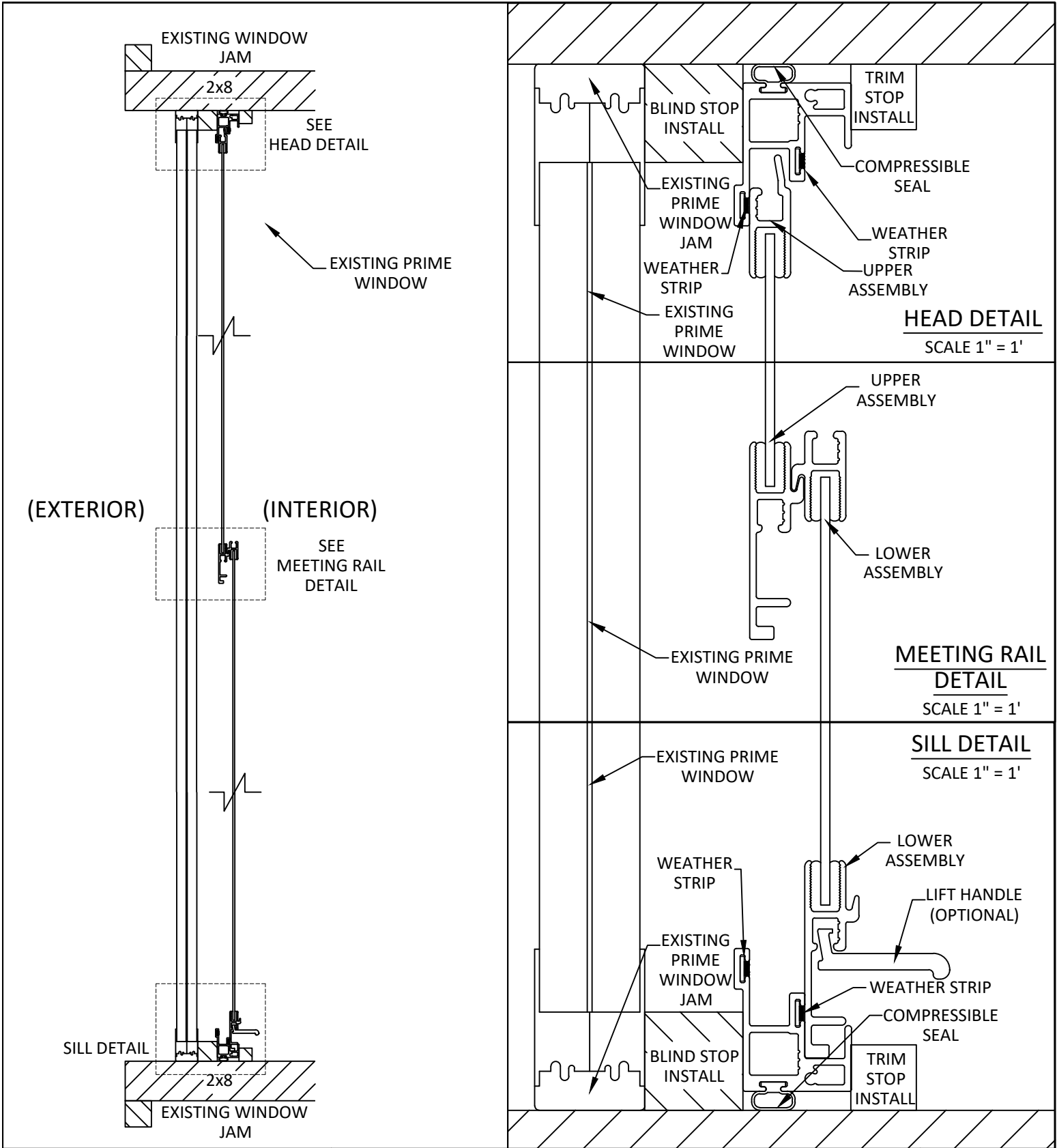
QP-605DH INSULATING GLASS SYSTEM
DOUBLE HUNG
LOWER ASSEMBLY

NOTES:

DATE
08/01/2020

SCALE
1:8

DRAWN BY
R.A.S.



QUANTAPANEL®

QP-605DH INSULATING GLASS SYSTEM
DETAIL - INSTALLED

NOTES:

DATE
08/01/2020

SCALE
1" = 5'

DRAWN BY
R.A.S.